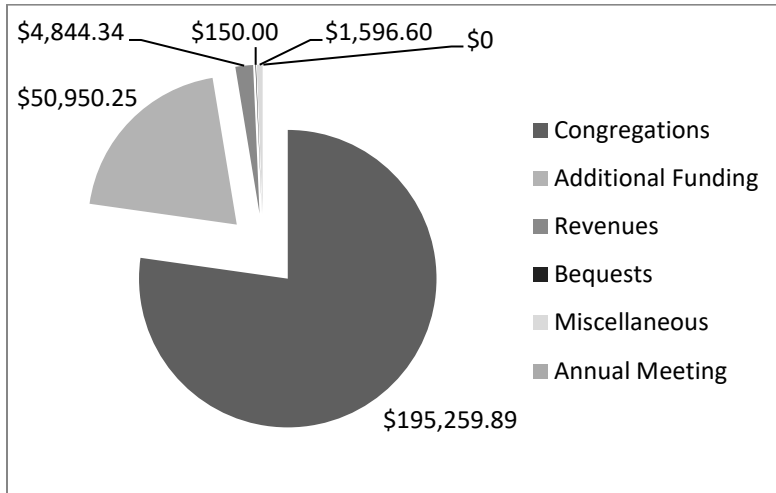


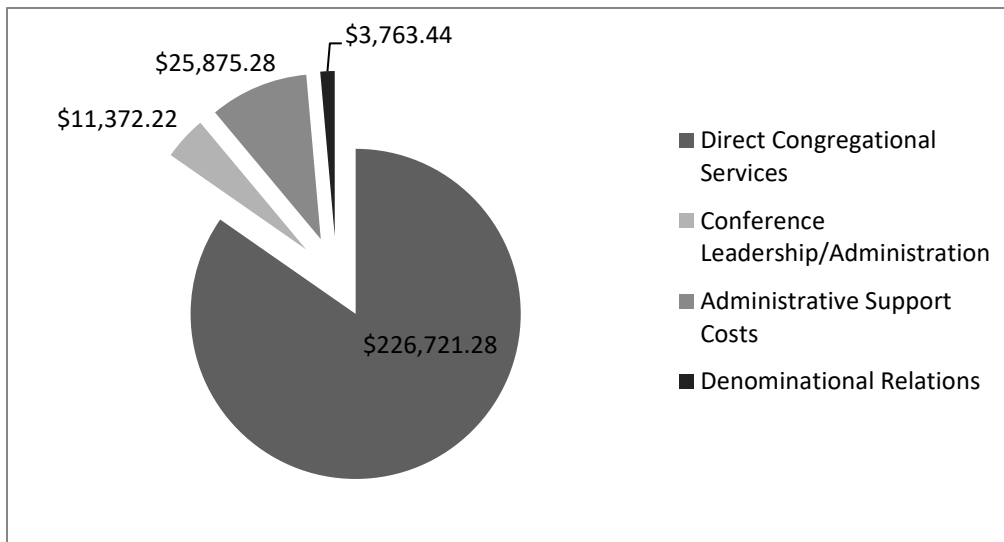
2025-2026 Year-to-Date Actual Income (as of March 31)



Income Sources

- ***Congregational Contributions**
- ***Additional Funding:** Individual donations, Leadership Council pledges, Fundraising letters, Conference leadership donating back expenses
- ***Revenues:** Interest from checking/savings, Distributions from Missional Fund
- ***Annual Meeting Registration/Fundraising**
- ***Miscellaneous**

2025-2026 Year-to-Date Actual Expenses (as of March 31)



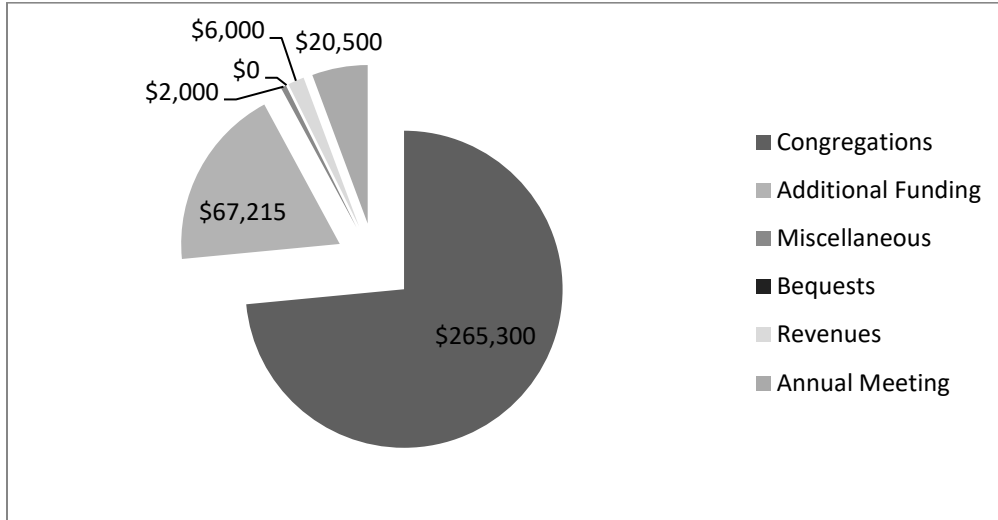
Direct Congregational Services: Includes Missional Church and Ministerial Committee expenses, archives, publications, regional gathering expenses, salaries, housing, social security, pension, continuing education, health insurance, health savings account, payroll taxes, and workman’s comp.

Conference Leadership/Administration: Includes Board of Directors, Gifts Discernment Committee, Stewardship Committee, Leadership Council, and Annual Meeting expenses

Administrative Support Costs: Includes Cash Reserve Escrow, Liability/Directors & Officers Insurance, Office Expenses, Bookkeeping Services, Staff Travel, and Miscellaneous expenses.

Denominational Relations: Includes Mid-States Conferences, General Assembly/Convention Escrow, Conference Ministers or other denominational meetings, Constituency Leaders Council

2025-2026 Spending Plan Income



Congregations: Makes up 73% of total spending plan

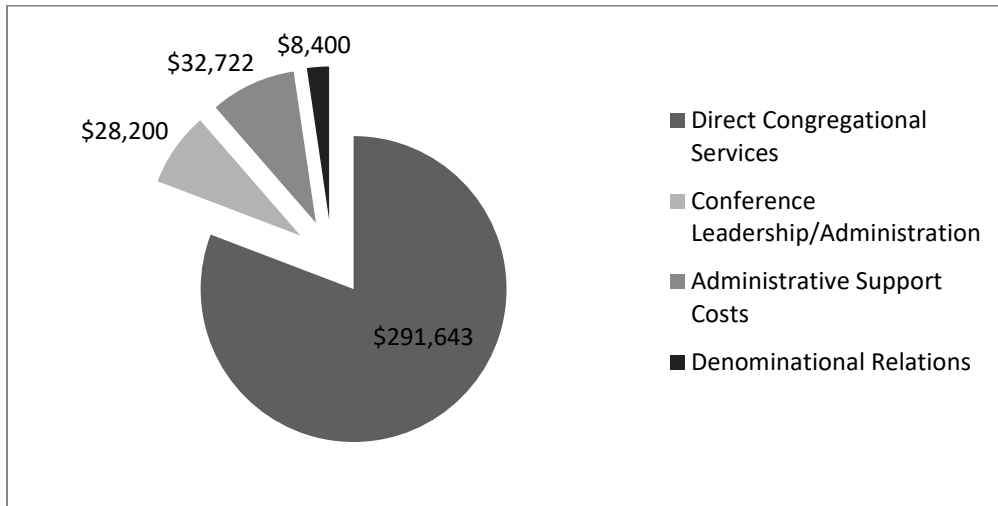
Additional Funding: Makes up 19% of total spending plan

Miscellaneous/Bequests: Makes up <0.4% of total spending plan

Revenues: Makes up 1.6% of total spending plan

Annual Meeting: Makes up 6% of total spending plan

2025-2026 Spending Plan Expenses



Direct Congregational Services: Makes up 81% of total spending plan

Conference Leadership/Administration: Makes up 8% of total spending plan

Administrative Support Costs: Makes up 9% of total spending plan

Denominational Relations: Makes up 2% of total spending plan