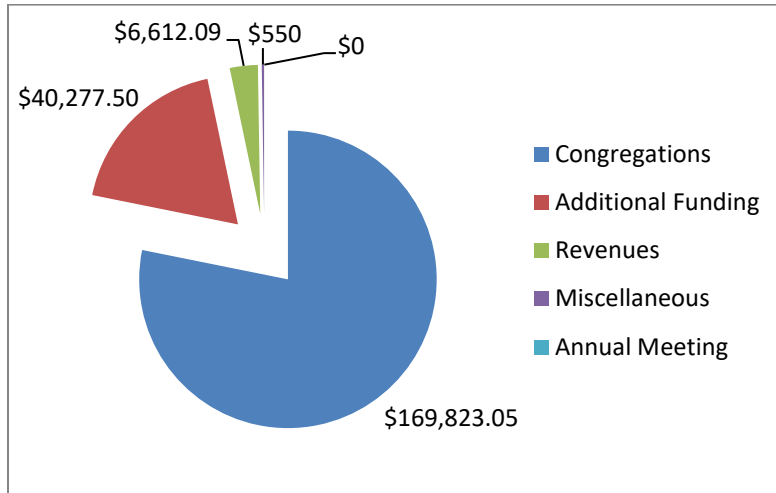


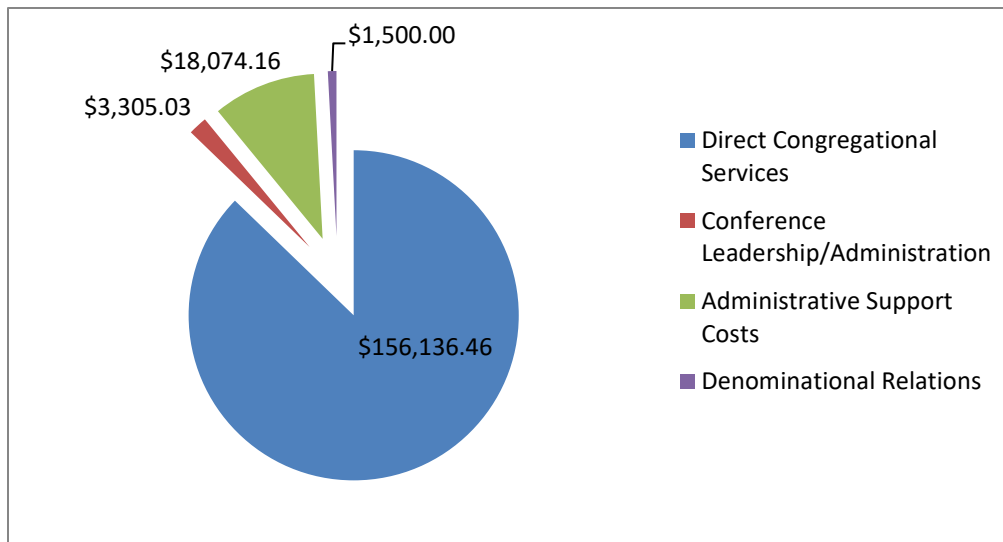
2021-2022 Year-to-Date Actual Income (as of April 30)



Income Sources

- ***Congregational Contributions**
- ***Additional Funding:** Individual donations, Leadership Council pledges, Fundraising letters, Conference leadership donating back expenses
- ***Revenues:** Interest from checking/savings, Distributions from Missional Fund
- ***Annual Meeting Registration/Fundraising**
- ***Miscellaneous**

2021-2022 Year-to-Date Actual Expenses (as of April 30)



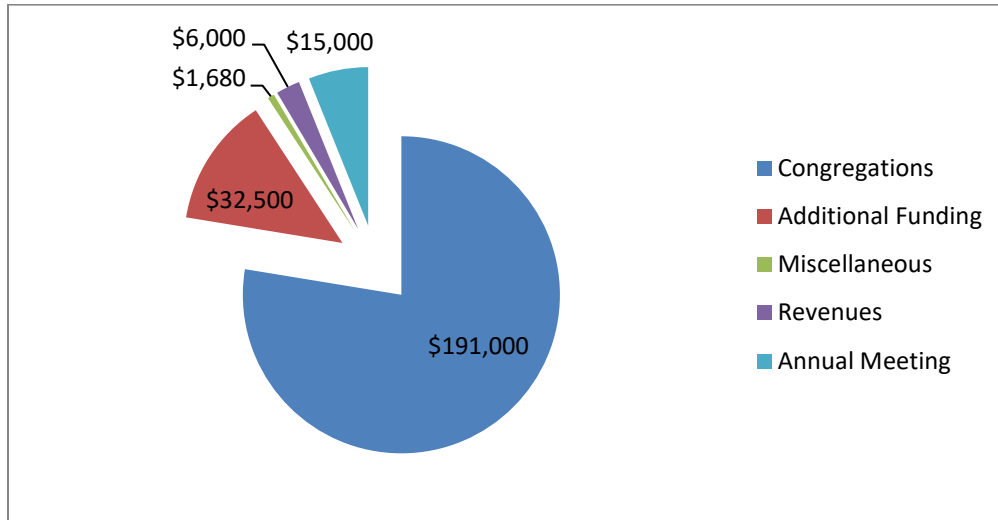
Direct Congregational Services: Includes Missional Church and Ministerial Committee expenses, archives, publications, editor stipend, regional gathering expenses, salaries, housing, social security, pension, continuing education, health insurance, health savings account, payroll taxes, and workman’s comp.

Conference Leadership/Administration: Includes Board of Directors, Gifts Discernment Committee, Stewardship Committee, Leadership Council, and Annual Meeting expenses

Administrative Support Costs: Includes Cash Reserve Escrow, Liability/Directors & Officers Insurance, Office Expenses, Bookkeeping Services, Staff Travel, and Miscellaneous expenses.

Denominational Relations: Includes Mid-States Conferences, General Assembly/Convention Escrow, Conference Ministers or other denominational meetings, Constituency Leaders Council

2021-2022 Spending Plan Income



Congregations: Makes up 78% of total spending plan

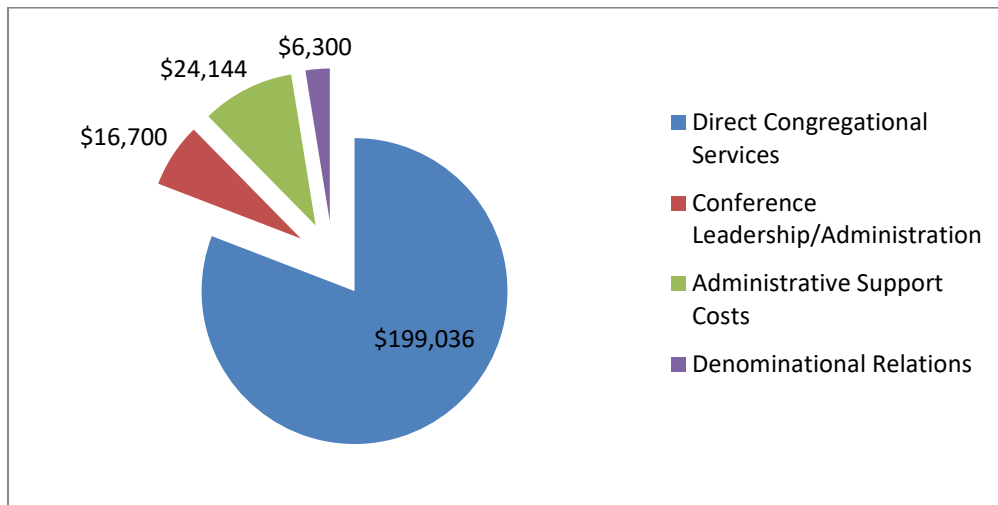
Additional Funding: Makes up 13% of total spending plan

Miscellaneous: Makes up <1% of total spending plan

Revenues: Makes up 2% of total spending plan

Annual Meeting: Makes up 6% of total spending plan

2021-2022 Spending Plan Expenses



Direct Congregational Services: Makes up 81% of total spending plan

Conference Leadership/Administration: Makes up 7% of total spending plan

Administrative Support Costs: Makes up 10% of total spending plan

Denominational Relations: Makes up 2% of total spending plan